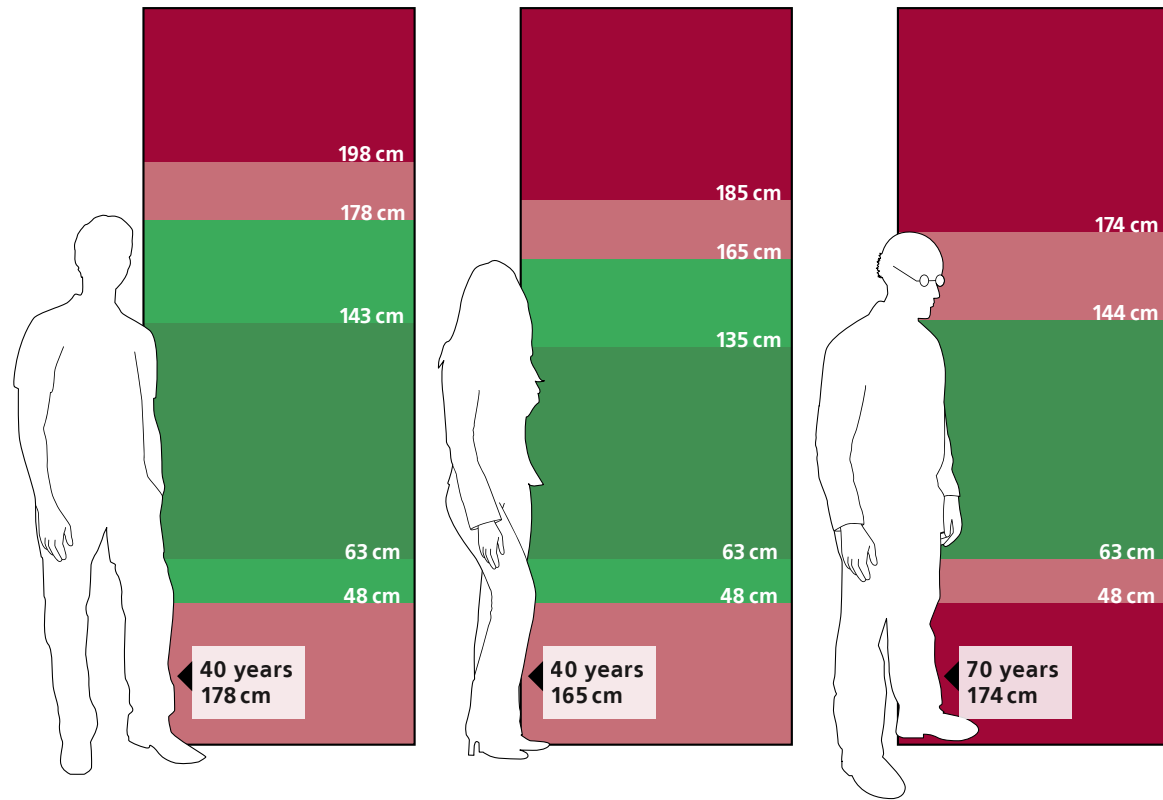


REALIZE YOUR INTERIOR DESIGN DREAMS – THE PATH TO A PERSONALISED CLOSET



HOW TO PLAN YOUR USEFUL, ERGONOMIC STORAGE!

CF I Comfort zone I **CF II** Comfort zone II **CF III** Comfort zone III **CF IV** Comfort zone IV

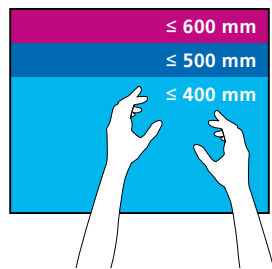


Comfort zones – closet height

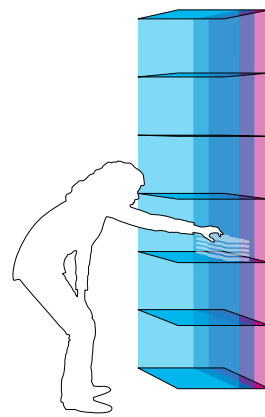
CLOSET HEIGHT AND DEPTH FOR COMFORT ZONES

The various comfort zones (CF I – IV) are based on how tall the user is. Storage of clothing which is worn often or regularly should be planned in CF I and CF II. As we get older the location of comfort zones changes considerably. So it is all the more important that the planned interior system also fits your current circumstances. Accessories such as pull-outs, pull-out shelves, wire baskets or clothes lifts are particularly important in CF II to CF IV and can easily be retro-fitted in existing **raumplus** interior systems.

CF I Comfort zones I
CF II Comfort zones II
CF III Comfort zones III



Comfort zones – closet depth



Comfort zones – closet depth

WHAT DO YOU WANT TO STORE? CALCULATE YOUR SPACE REQUIREMENTS!

This page includes a wealth of helpful information and advice to assist you in realizing your very own personalized, customer-built **raumplus** interior system.

It's worth taking a look inside your existing closet to simplify planning of your new one. Carry out a personal inventory, entering the items of clothing you need to store into the corresponding columns. How many meter of clothing rail do you need? Where are the clothes you wear every day? Do you use a lot of drawers or do you prefer to organize your clothes on shelves?

The following information will help you to calculate the space in your closet.

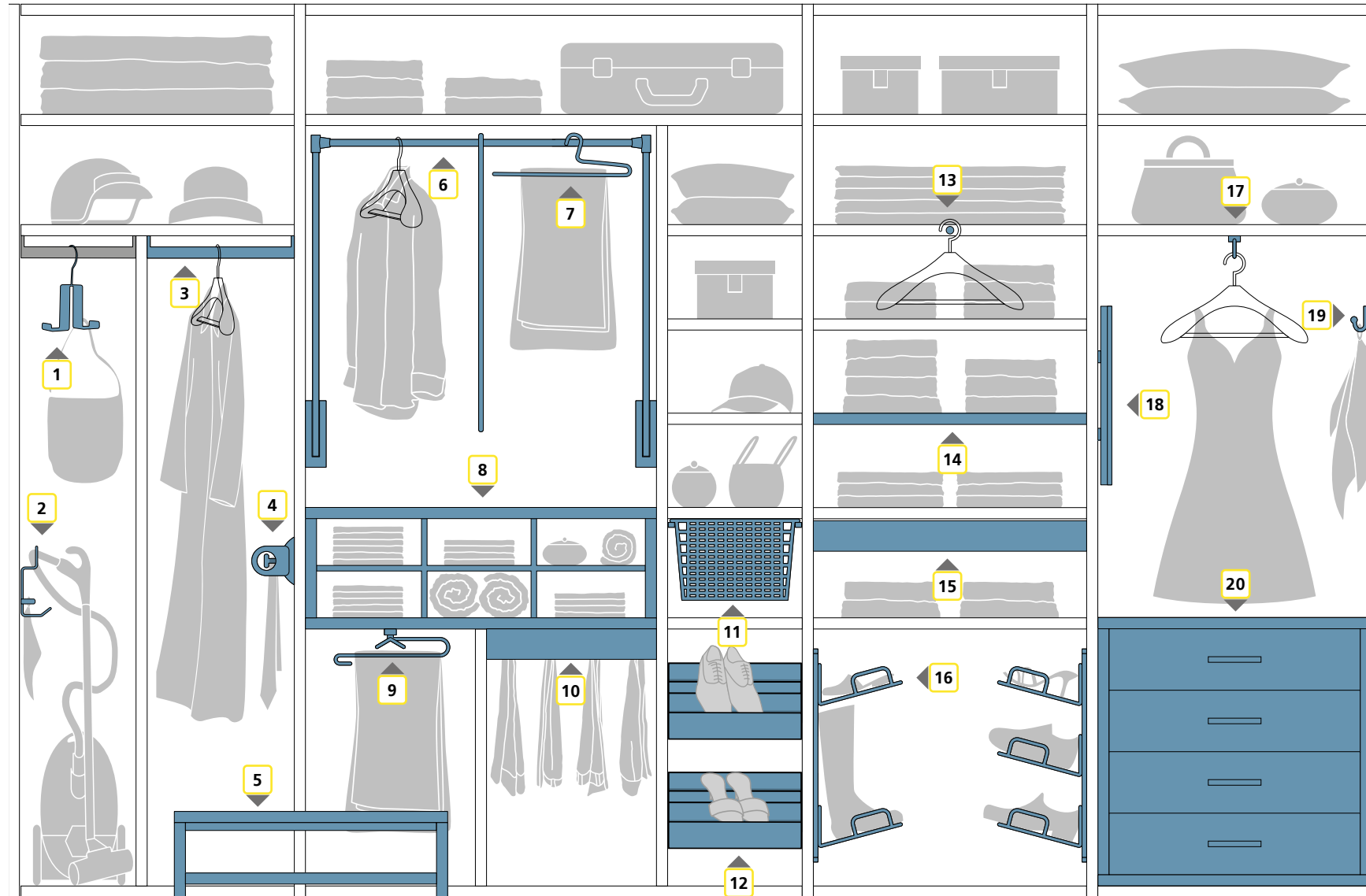
Storage...	unit	width	height	shelf width	shelf depth
...hanging on a clothing rail					
suits / jackets		4 – 8 cm	1 m	≥ 60 cm	≥ 50 cm
dressing gowns / coats		4 – 8 cm	1,50 m	≥ 60 cm	≥ 50 cm
blouses / shirts		4 cm	1 m	≥ 60 cm	≥ 50 cm
pants		5 cm	70 cm	≥ 60 cm	≥ 50 cm
dresses		4 cm	1,60 m	≥ 60 cm	≥ 50 cm
skirt suits / skirts		4 cm	80 cm	≥ 60 cm	≥ 50 cm
short coats		4 – 8 cm	1,20 m	≥ 60 cm	≥ 50 cm
summer jackets		4 – 6 cm	1 m	≥ 60 cm	≥ 50 cm
winter jackets		6 – 8 cm	1 m	≥ 60 cm	≥ 50 cm
...lying or standing on shelves					
bed linen		40 cm	10 cm	≥ 50 cm	≥ 50 cm
towels		45 cm	7 cm	≥ 50 cm	≥ 50 cm
pants		30 cm	3 cm	≥ 40 cm	≥ 50 cm
sweaters / cardigans		30 cm	3 cm	≥ 40 cm	≥ 50 cm
suitcases		90 cm	25 cm	≥ 1 m	≥ 50 cm
T-shirts		24 cm	2,5 cm	≥ 30 cm	≥ 50 cm
1 pair of flat shoes		20 cm	7 cm	≥ 80 cm	≥ 50 cm
ironing board		30 cm	1,50 m	≥ 30 cm	≥ 50 cm
...stored out of sight in drawer inserts					
belts, rolled up		–	–	≥ 44 cm	≥ 56 cm
ties, rolled up		–	–	≥ 44 cm	≥ 56 cm
underwear		–	–	≥ 44 cm	≥ 56 cm
socks		–	–	≥ 44 cm	≥ 56 cm

≥ = larger or equal to

THE ENCLOSED PLANNING CHECK LIST

After reading our leaflet, please complete the check list and make a sketch of your closet application. Take both with you to the **raumplus** specialist dealer of your choice. Following a detailed consultation he or she will be able to help you realize your own interior design dream.

THE MEASURE OF ALL THINGS FOR YOUR INTERIOR SYSTEM



Sample closet, »Legno« interior system (width approx. 4 m, height approx. 2.40 m)

1 PURSE HOOK:

The purse hook allows bags to be stored securely on clothes rods. Hanging storage prevents bags from being damaged in any way.

2 HOLDER FOR HOSE OF VACUUM CLEANER:

A popular accessory for a functional broom cupboard.

Material: steel, plastic-coated.

- mounting sizes: width: 29,5 cm, height: 22,5 cm und depth: 11 cm, screw-on

3 CLOTHING RAIL:

1 meter of clothing rail can hold up to 25 blouses, shirts, dresses and skirts (4 cm per item of clothing).

Ideal shelf heights are:

- 1.70 m for long dresses and coats
- 1.20 m for summer dresses and jackets
- 1.20 m for shirts and suits
- allow at least 50 cm shelf depth
- use corner clothing rails to make full use of a corner
- incl. plastic pilaster strips that enable clothes hangers to slide noiselessly on the clothing rail

4 PULL-OUT TIE RAIL:

Ideal for up to 32 ties in a small space.

- pull-out and with adjustable mounting depth
- standard mounting depth: 50 cm

5 DRESSING BENCH:

The dressing bench is a practical addition to the Legno interior system.

- matching material as standard
- material-mix is possible if required

6 CLOTHES LIFT:

The pull-down clothes lift is perfect for hanging up items of clothing in higher areas.

- possible shelf widths: 44 cm – 120 cm
- optimal mounting height: 1 m – 1.80 m
- allow at least 50 cm shelf depth

7 PANTS HANGER:

Mat chrome-plated steel tube, with rubber-coated surface, keep pants from sliding down.

8 STORAGE CUBE:

Storage cube for hanging in closet storage unit. It's available with a division of 6, 9 and 12 compartments.

9 PULL-OUT PANTS HANGER:

Can accommodate 9 pairs of pants.

- allow at least 35 cm shelf width and at least 49 cm shelf depth

10 TROUSER PULL-OUT WITH FRONT FACING:

The width can be individually adjusted. Can accommodate up to 16 pairs of pants.

- front facing available in matching material
- allow between 50 cm – 120 cm shelf width and at least 50 cm shelf depth

11 PULL-OUT WIRE BASKET:

Ideal for storing for e. g. socks, hats, scarves and gloves.

- mounting sizes: width 44.8 cm and depth 45 cm

12 ANGLED SHELVES:

Clearly arranged storage of shoes.

- installation dimensions: width at least 30 cm and depth at least 35 cm

13 PULL-OUT CLOSET ROD:

Practical hanger for e. g. blouses and shirts, for short term storage.

- can be retracted to 1 cm

14 ALUMINUM FRAME GLASS SHELF:

The tempered safety glass panel lies loosely in the frame.

- also available with integrated LED strip. It is located in the front section and provides indirect light to the rear
- can be combined with the clothes rod

15 PULL-OUT SHELF:

Suitable for storing, for e. g. freshly ironed clothes while putting them away.

- allow between 50 cm – 1.2 m shelf width

16 SIDE PULL-OUT SHOE RACK:

Space-saving solution, enables storage of up to 10 pairs of shoes on 3 or 5 levels.

- height-adjustable levels make it also possible to store boots
- allow at least 50 cm shelf depth

17 PULL-OUT CLOTHING RAIL:

For economic storage of clothing in shallower closets.

- allow at least 25 cm shelf depth

18 MIRROR:

Pull-out swivel mirror (available in 2 heights) with minimum space requirements.

- allow at least 48 cm shelf depth

19 HOOK STRIP:

Accommodates up to 5 shawls, silk scarves or belts.

- allow at least 35 cm shelf depth

20 DRAWERS:


We offer many different drawer variations in custom-built sizes to equip your interior system.

- featuring full extension, soft stop, drawer front, additional side panels and different handle options
- available with wood or glass fronts

THE ALL-ROUND, NO-WORRIES PACKAGE

1 OUR DISPLAY AREA

raumplus has showrooms all over the world – allowing you to experience the full diversity of the products and their range of application. Taken together with the display areas at **raumplus** specialist dealer stores that makes for a whole lot of places where ideas and their realization can be seen and experienced.



2 PLANNING BASED ON YOUR WISHES


Would you like to draw up your own plans? Nothing easier than that.

The **raumplus** do it! configurator at www.raumplus.de is there to help you.

The results can be saved, edited, printed off, or emailed to us. Or let us help you from the very beginning, working together to develop a design in the form of a photo-realistic 3D presentation.

3 PRECISE MEASUREMENTS

We, your **raumplus** specialist dealer, are on hand to competently realize your interior design project. We will visit your home to take precise measurements for your new sliding door, room divider, or closet system. To ensure that everything fits precisely – right down to the last millimeter.




**EXPRESS &
PREMIUM EXPRESS
PROGRAM**

4 RELIABLE DELIVERY

Once you've made your decision it's only natural that you will want to see your project realized as quickly as possible. We can deliver within a short space of time – depending on the model you choose.

5 PROFESSIONAL INSTALLATION

We, your **raumplus** dealer, know all the systems inside and out and can handle all aspects of your order. Our fitters have expert knowledge that is kept up to date thanks to regular attendance at training courses – covering everything from sliding door brakes through closet lighting.



6 LONG-LASTING QUALITY

raumplus systems are premium, timeless interior design solutions providing longlasting quality. We are so confident of this that we provide a 10-year guarantee. And also because we are sure that this will be the beginning of a long friendship.

Dealer's address details



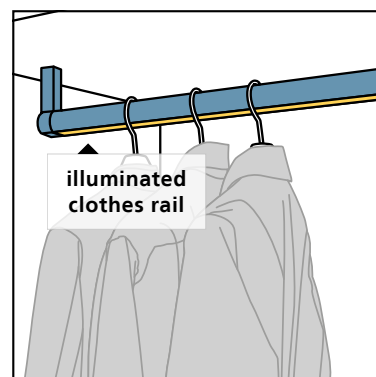
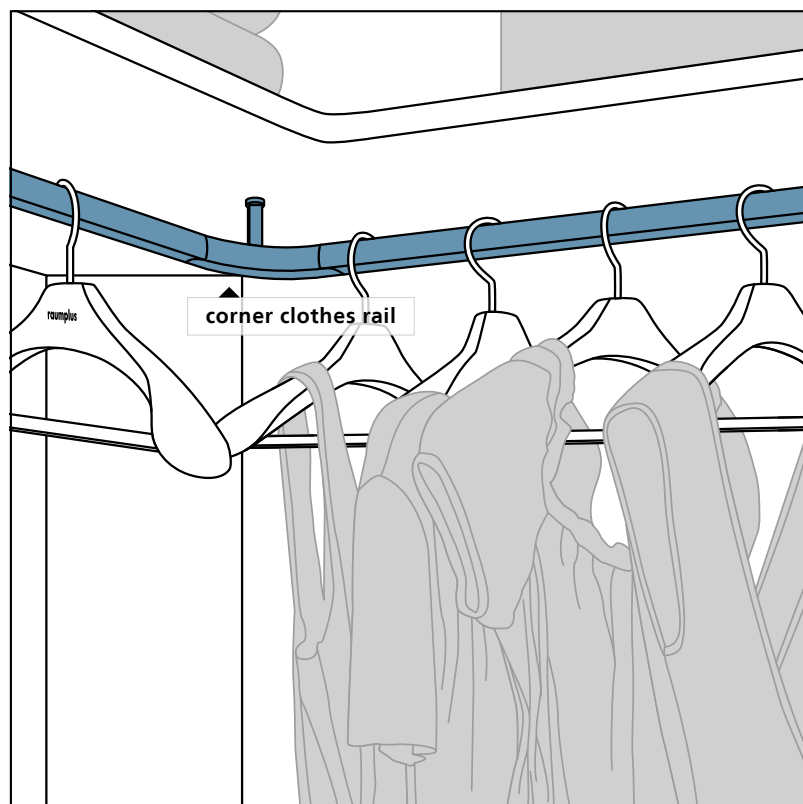
No dealer's address details? The visit www.raumplus.com to find a dealer near you

INDIVIDUALLY COMBINED AND CUSTOM-BUILT – A VISUAL HIGHLIGHT WITH MAXIMUM COMFORT

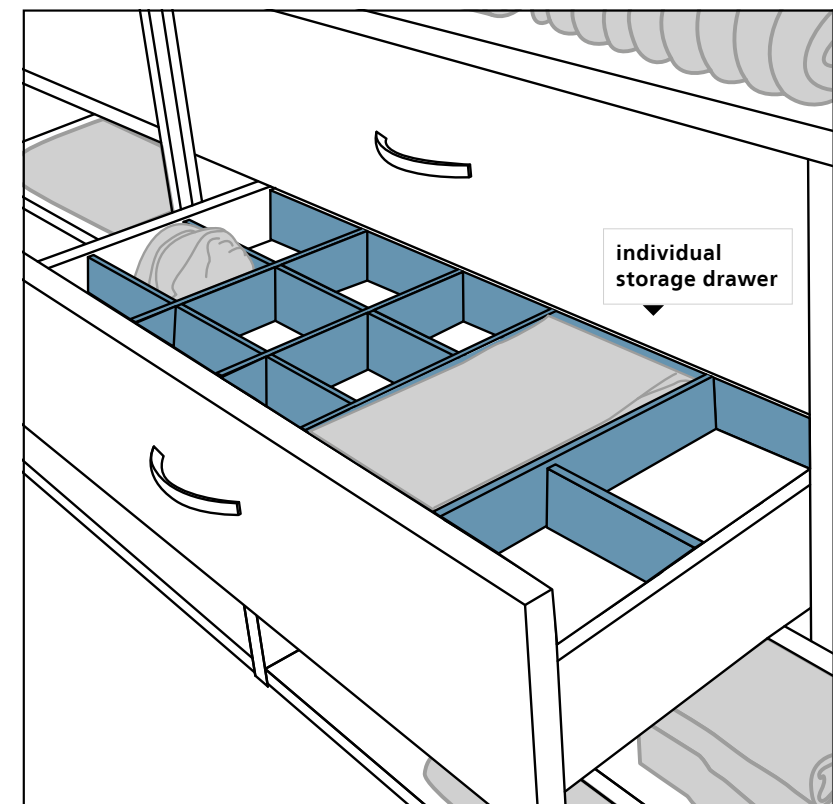
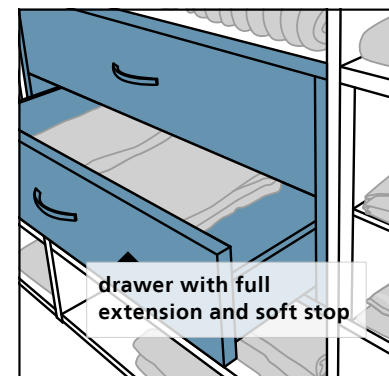
Realize
your own closet
with us
into the detail!



Note: Accessories differ for other **raumplus** interior systems. The ones shown here are for the Legno interior system.

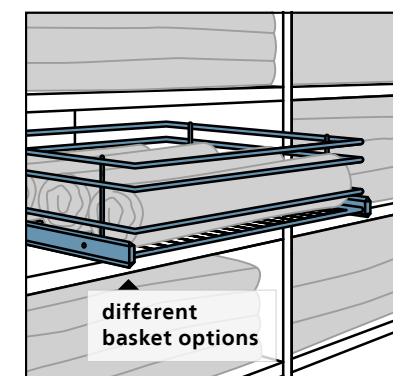
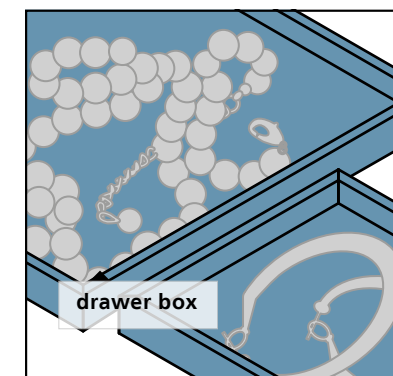
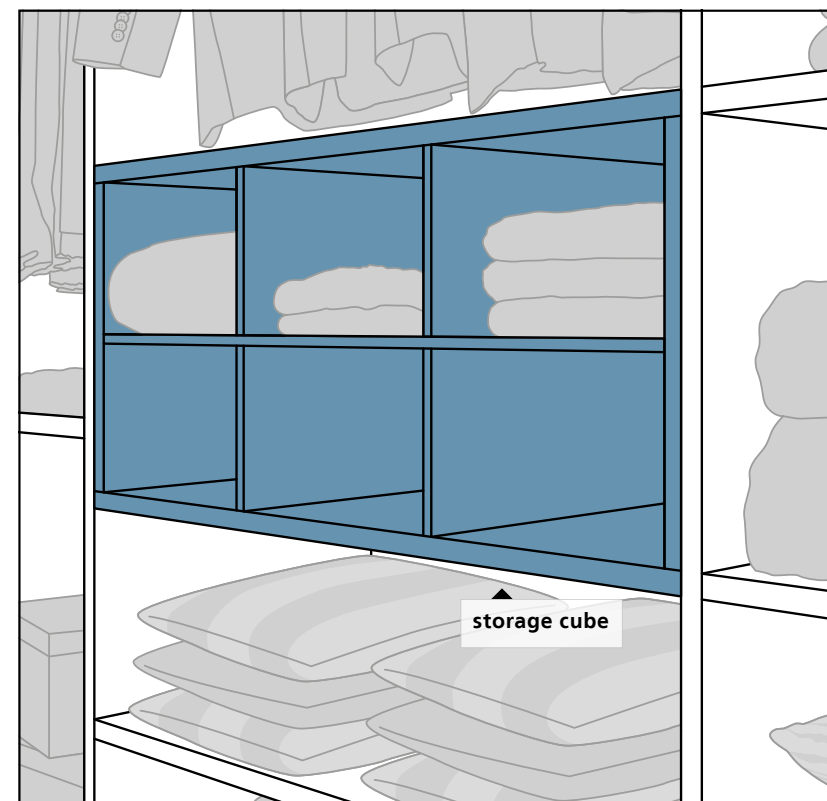
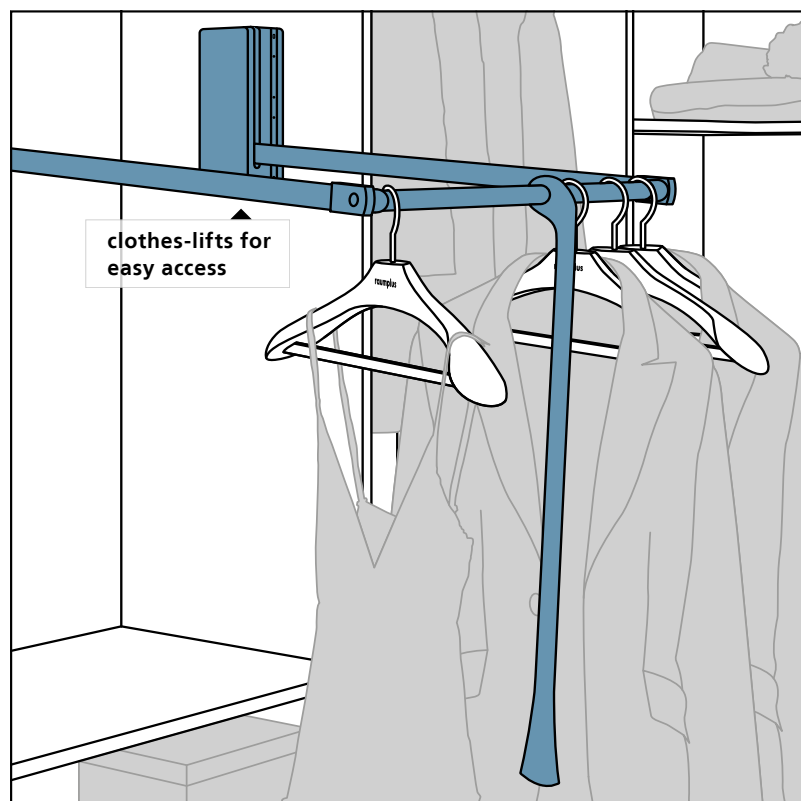


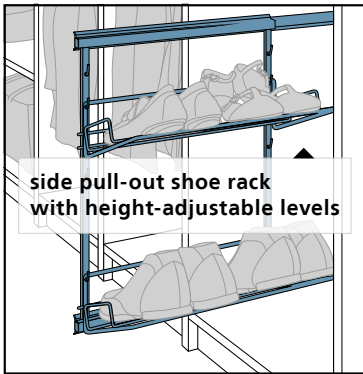
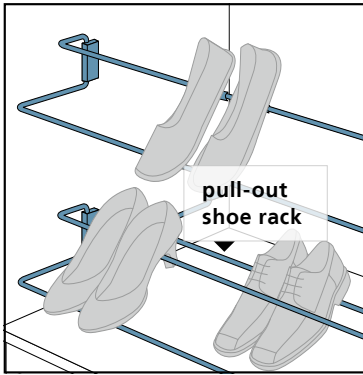
Do you want concealed storage of your clothing and possessions – or maybe even to display them? The following are our options: Storage cubes using containers, drawers and inserts plus pull-out shoe racks, wire baskets and pants hanger provide well-organized storage of clothing, shoes, jewellery, etc.



In addition to the classic clothing rail the **raumplus** product range also has other practical options such as the corner clothing rail to make use of storage space to the very last corner; the pull-out closet rod for short term storage of single items of clothing; or the clothes lift for easy access to difficult-to-reach higher areas.

The range is complemented by a handbag hook that, thanks to the suspended storage of the handbag, helps to prevent any material damage.





3 STEPS TO THE PERFECT CLOSET

INVENTORY

Carry out a personal inventory of your clothing and sketch your wishes for your own personalized **raumplus** interior system. The planning check list will help you to create a small room sketch and collect the other information required for your personalized planning.

PLANNING BY THE SPECIALIST DEALER

Be sure to bring the planning check list with you! It can be used to provide you with an initial price calculation. See for yourself the various **raumplus** interior systems with their numerous accessories. Take advantage of the many years of experience and the know-how our interior design partners have at their disposal.

INSTALLATION

The **raumplus** specialist dealer will take precise measurements in your home. Installation is as uncomplicated as it is expert – clean, safe and perfect. We can meet your demands concerning design and quality – guaranteed!

We look forward to your visit!

